




1. I have been told about the study and I know why it is being done and what to do. I know that I do not have to do it if I do not want to. If I have questions I can ask my teacher. I know that I can stop at any time.

		Response Percent	Response Count
I understand and will begin the survey.		100.0%	40
I would rather not do it.		0.0%	0
answered question			40
skipped question			0






2. Where do you go to school?

	Response Percent	Response Count
IS 53	0.0%	0
IS 109	0.0%	0
IS 137	0.0%	0
IS 192	0.0%	0
IS 210	0.0%	0
IS 226	0.0%	0
IS 238	0.0%	0
MS 202	0.0%	0
PS 42	0.0%	0
PS 197	0.0%	0
PS 223	0.0%	0
PS/IS 116	0.0%	0
PS/IS 225	0.0%	0
Al-Ihsan Academy	0.0%	0
August Martin HS	0.0%	0
Beach Channel HS	0.0%	0
Business Computer Application HS	0.0%	0
Christ Lutheran School	0.0%	0
Devine Mercy Catholic Academy Elementary and Middle School	0.0%	0
Far Rockaway HS	0.0%	0
Grace Lutheran Day School	0.0%	0
John Adams HS	0.0%	0




Richmond Hill HS		0.0%	0
St. Francis De Sales School		0.0%	0
St. Joachim and Anne		0.0%	0
St. Joseph's Parish Day		0.0%	0
St. Rose of Lima School		100.0%	40
Other		0.0%	0
other school (please specify)			0
answered question			40
skipped question			0

3. What grade are you in?			
		Response Percent	Response Count
6th		100.0%	40
7th		0.0%	0
8th		0.0%	0
9th		0.0%	0
10th		0.0%	0
11th		0.0%	0
12th		0.0%	0
answered question			40
skipped question			0

4. How often do you use your computer at home for homework?

		Response Percent	Response Count
I don't have a computer at home		0.0%	0
I don't use my home computer for homework		26.3%	10
A few times a year		18.4%	7
About once a month		5.3%	2
About once a week		18.4%	7
Almost every night		31.6%	12
		answered question	38
		skipped question	2

5. Compared to last year, this year my teachers are using computers...

		Response Percent	Response Count
less		2.7%	1
about the same amount		70.3%	26
more		27.0%	10
		answered question	37
		skipped question	3





6. Compared to last year, this year students in my grade are using computers...

		Response Percent	Response Count
less		2.6%	1
about the same amount		76.3%	29
more		21.1%	8
answered question			38
skipped question			2





7. During this school year, how much time per week did you spend using computers in your class(es)?

		Response Percent	Response Count
Not at all		2.6%	1
Less than one period per week		41.0%	16
1 or 2 periods (or a double period) per week		51.3%	20
3 to 4 periods per week		2.6%	1
More than 4 periods per week		2.6%	1
answered question			39
skipped question			1






8. During this school year, I typed up reports and assignments.

		Response Percent	Response Count
Never		35.1%	13
A few times a year		32.4%	12
About once a month		18.9%	7
About once a week		13.5%	5
Almost every day		0.0%	0
answered question			37
skipped question			3






9. During this school year, I made spreadsheets and graphs.

		Response Percent	Response Count
Never		54.1%	20
A few times a year		24.3%	9
About once a month		10.8%	4
About once a week		10.8%	4
Almost every day		0.0%	0
answered question			37
skipped question			3






10. During this school year, I used blogs to communicate with other students and teachers

		Response Percent	Response Count
Never		83.8%	31
A few times a year		2.7%	1
About once a month		2.7%	1
About once a week		8.1%	3
Almost every day		2.7%	1
answered question			37
skipped question			3




11. During this school year, I did research on the Internet for a report or assignment.

		Response Percent	Response Count
Never		13.5%	5
A few times a year		37.8%	14
About once a month		29.7%	11
About once a week		16.2%	6
Almost every day		2.7%	1
answered question			37
skipped question			3





12. During this school year, I made a PowerPoint presentation.

		Response Percent	Response Count
Never		5.4%	2
A few times a year		16.2%	6
About once a month		18.9%	7
About once a week		56.8%	21
Almost every day		2.7%	1
answered question			37
skipped question			3






13. During this school year, I used the computer to make a graphic novel.

		Response Percent	Response Count
Never		89.2%	33
A few times a year		8.1%	3
About once a month		0.0%	0
About once a week		2.7%	1
Almost every day		0.0%	0
answered question			37
skipped question			3




14. During this school year, I took a test on the computer.

		Response Percent	Response Count
Never		43.2%	16
A few times a year		40.5%	15
About once a month		10.8%	4
About once a week		5.4%	2
Almost every day		0.0%	0
answered question			37
skipped question			3




15. During this school year, I used a computer program to improve my study skills or learning skills.

		Response Percent	Response Count
Never		24.3%	9
A few times a year		10.8%	4
About once a month		18.9%	7
About once a week		43.2%	16
Almost every day		2.7%	1
answered question			37
skipped question			3




16. During this school year, I made or listened to a podcast.

		Response Percent	Response Count
Never		86.5%	32
A few times a year		10.8%	4
About once a month		0.0%	0
About once a week		2.7%	1
Almost every day		0.0%	0
answered question			37
skipped question			3



17. During this school year, I made or edited a webpage or worked in a web environment, like a wikispace.

		Response Percent	Response Count
Never		81.1%	30
A few times a year		10.8%	4
About once a month		0.0%	0
About once a week		8.1%	3
Almost every day		0.0%	0
answered question			37
skipped question			3




18. This school year, I collected data using equipment that go with the computer, like probes or PDAs.

		Response Percent	Response Count
Never		75.7%	28
A few times a year		10.8%	4
About once a month		0.0%	0
About once a week		13.5%	5
Almost every day		0.0%	0
answered question			37
skipped question			3









19. This school year, I made or edited a video or movie.

		Response Percent	Response Count
Never		91.9%	34
A few times a year		8.1%	3
About once a month		0.0%	0
About once a week		0.0%	0
Almost every day		0.0%	0
answered question			37
skipped question			3

20. During the past school year, I created or contributed to a web-based map or timeline.

		Response Percent	Response Count
Never		94.6%	35
A few times a year		0.0%	0
About once a month		2.7%	1
About once a week		2.7%	1
Almost every day		0.0%	0
answered question			37
skipped question			3

21. In which classes do you use technology. (Check all that apply)

		Response Percent	Response Count
Math		70.3%	26
Sciences		75.7%	28
English Language Arts		16.2%	6
Social Studies		2.7%	1
Art		2.7%	1
Music		2.7%	1
Physical Education/Gym		0.0%	0
ESL or ELL		2.7%	1
Computer Class		94.6%	35
Multi-Media		0.0%	0
None of the Above		0.0%	0
Other (please specify)			0
answered question			37
skipped question			3

22. How well do you know how to use the following equipment, applications or web sites?

	I never tried	I know the basics	I'm pretty good	I'm an expert	Response Count
Digital camera or video	21.1% (8)	18.4% (7)	36.8% (14)	23.7% (9)	38
Audacity or GarageBand	86.8% (33)	10.5% (4)	2.6% (1)	0.0% (0)	38
iMovie or Movie Maker	63.2% (24)	18.4% (7)	13.2% (5)	5.3% (2)	38
Wikispaces	84.2% (32)	13.2% (5)	0.0% (0)	2.6% (1)	38
Teacher/Class Blogs	68.4% (26)	21.1% (8)	7.9% (3)	2.6% (1)	38
Comic Life	65.8% (25)	13.2% (5)	13.2% (5)	7.9% (3)	38
answered question					38
skipped question					2

23. How much do you agree with these statements?

	Strongly Disagree	Disagree	Agree	Strongly Agree	Rating Average	Response Count
I am able to learn more when I use computers in my school.	0.0% (0)	5.3% (2)	73.7% (28)	21.1% (8)	3.16	38
I work harder on my assignments when I am using a computer.	2.6% (1)	34.2% (13)	31.6% (12)	31.6% (12)	2.92	38
I would be a better student if I got to use technology more in school.	8.1% (3)	13.5% (5)	43.2% (16)	35.1% (13)	3.05	37
Teachers in this school know a lot about how to use computers to help students learn more.	0.0% (0)	18.4% (7)	57.9% (22)	23.7% (9)	3.05	38
There are enough computers in my school for students to use for their schoolwork.	28.9% (11)	28.9% (11)	34.2% (13)	7.9% (3)	2.21	38
I am using computers in my class (es) in ways that other students in this school are not.	47.2% (17)	27.8% (10)	22.2% (8)	2.8% (1)	1.81	36
I have shown other students how to do things with computers.	7.9% (3)	21.1% (8)	42.1% (16)	28.9% (11)	2.92	38
I have shown a teacher how to do things with computers.	55.3% (21)	26.3% (10)	15.8% (6)	2.6% (1)	1.66	38
I use computers more in my class (es) than other students in this school	52.6% (20)	31.6% (12)	10.5% (4)	5.3% (2)	1.68	38
answered question						38
skipped question						2